

WORKING RANGE DIAGRAM and TOTAL RATED LOAD TABLE

• WORKING RANGE DIAGRAM indicates unloaded condition, so does not include boom deflection.

MC-355HC

For Boom ①, Booms ① + ②

To be used in the standard stroke extension of outriggers.

Working radius (m)	2.0 or less	2.25	2.5	2.7	3.0	3.5	4.0	4.5	5.0	5.53
Rated load for crane main body	2800	2900	2900	2600	2300	1950	1650	1450	1250	1150
Rated load (kg)	2900	2900	2900	2600	2300	1950	1650	1370	1080	900

When extending boom ③, operate according to the performance for booms ① + ② + ③

For Booms ① + ② + ③

To be used in the standard stroke extension of outriggers.

Working radius (m)	2.0 or less	2.7	3.0	3.5	4.0	4.5	5.0	5.5	6.0	7.0	7.73
Rated load for crane main body	2300	2300	2100	1700	1400	1200	1050	950	850	700	650
Rated load (kg)	2300	2300	2100	1700	1400	1200	1050	920	780	590	490

When extending boom ③, from boom ② more than half the length of the mark ③, operate according to the performance for booms ① + ② + ③ + ④

For Booms ① + ② + ③ + ④

To be used in the standard stroke extension of outriggers.

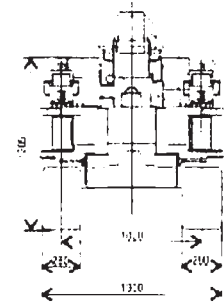
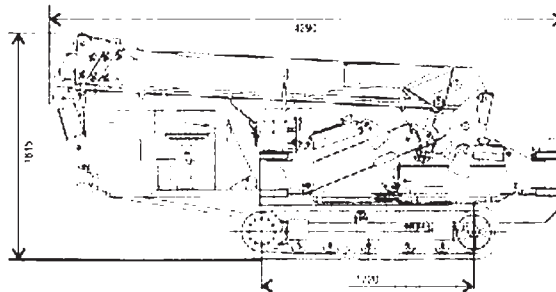
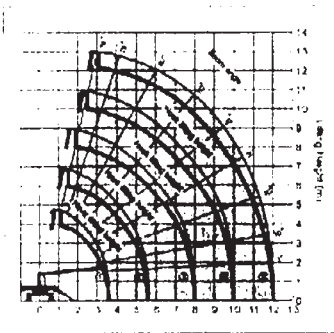
Working radius (m)	4.0 or less	4.5	5.0	5.5	6.0	7.0	8.0	9.0	9.93
Rated load for crane main body	1000	900	800	750	700	600	530	470	450
Rated load (kg)	1000	900	800	750	700	590	480	390	290

When extending boom ⑤, operate according to the performance for boom ⑤ shown in the next table

For Boom ⑤ extension

To be used in the standard stroke extension of outriggers.

Boom angle (°)	70 or more	65	60	50	40	30	20	10	3
Rated load for crane main body	600	500	400	300	250	220	200	200	200
Rated load (kg)	600	500	400	300	250	220	200	200	200



SPECIFICATIONS

HYDRAULIC SYSTEM	CRANE MODEL	MC-355HC
	CRANE CAPACITY	3.0 x 2.4m
	MAX. WORKING RADIUS	12.135m
	MAX. LIFTING HEIGHT	Approx. 11.8m
WIRE ROPE SYSTEM	TYPE	6 x Ws (25)
	WIRE ROPE	φ8 x 73m
	No. of turns of rope	4 turns
	HOOK SPEED	11.5m/min
BOOM TELESCOPING SYSTEM	BOOM LENGTH	12.335m
	BOOM STAGES	4 Booms: Paragon type + 1 Boom: Hexagonal type
	TELESCOPING TYPE	Sequentially operating two cylinders + simultaneous wire rope operating + OMS type hydraulic extensions
	HYDRAULIC TELESCOPING STROKE	8.61m
BOOM ELEVATING SYSTEM	TIME FOR EXTENSION	28sec
	BOOM ELEVATING METHOD	Direct push type two double-acting cylinders
	BOOM ELEVATING ANGLE	3° - 76°
	TIME FOR BOOM ELEVATING	13 sec
SLEWING SYSTEM	SLEWING METHOD	Hydraulic motor
	SLEWING ANGLE	360° continuous
	SLEWING SPEED	2.8rpm
	OUTRIGGERS	Two step extension hydraulic cylinder push type

SAFETY DEVICES		Load meter, angle meter, pressure hydraulic oil (prior check), overloading alarm, battery type discharge cut circuit, hydraulic safety valve
ENGINE	TYPE	Water cooled diesel 37MA 72L-LMS (YANMAR)
	OUTPUT	19ps/3000rpm
	GRADABILITY	30
	SPEED	Forward 1.28km/h Reverse 1.28km/h
DRIVING DEVICE	DRIVING DEVICE	Hydraulic Motor
	BRAKE ANGLE	22°
	STEERING SYSTEM	RIGHT & LEFT INDEPENDENT CONTROL
	SIDE TURN STABILITY	35
CRAWLING DEVICES	CRAWLER	RUBBER CRAWLER
	CRAWLER WIDTH	280mm
	CRAWLER LENGTH	1720mm
	GROUND PRESSURE	31.4Kpa (0.32kg/cm ²)
HYDRAULIC PUMP	HYDRAULIC PUMP	Dual tandem gear pump
	RELIEF SET PRESSURE	20.8Mpa (210kg/cm ²) (for crawling) 19.1Mpa (195kg/cm ²) (for crane)
	HYDRAULIC OIL TANK	76L
	GROSS WEIGHT	3120kg
TOTAL LENGTH	4290mm	
TOTAL WIDTH	1300mm	
TOTAL HEIGHT	1845mm	
HYDRAULIC OIL TANK	36L	